

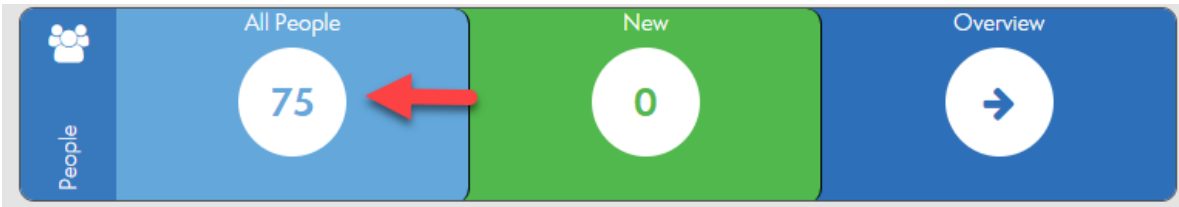
Add MoxiInsights to Your Engage Contacts

MoxiInsights provides public records information on your contacts in MoxiEngage. Save yourself time and get to know your clients better with this monthly subscription. We all search for people on Facebook and LinkedIn, but now you can get meaningful data on the people from your database directly in Engage!

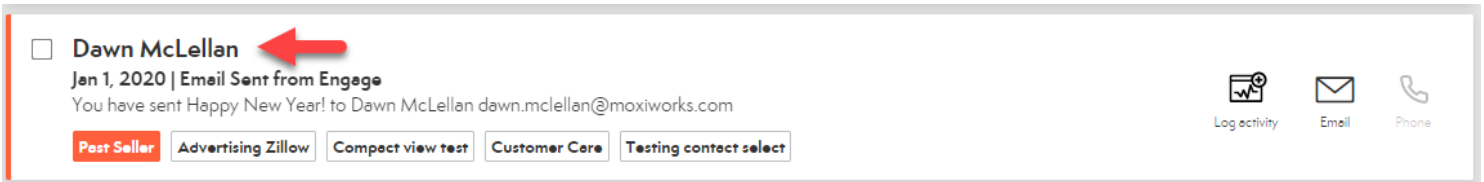
Add MoxiInsights to Your Engage Contacts

MoxiInsights Subscription

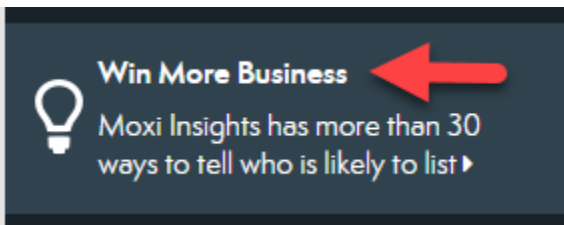
1. From your MoxiEngage Dashboard, select **All People** (see below).



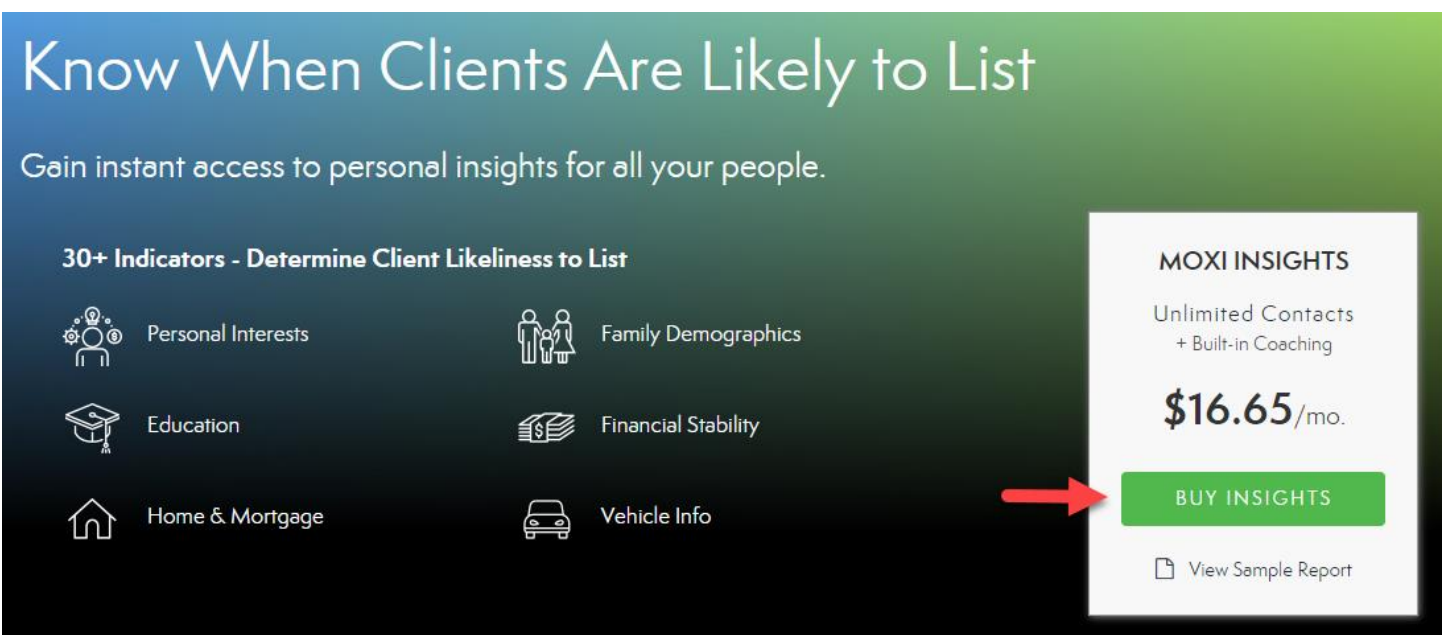
2. Select **any contact** from your My People Screen (see below).



3. Select the **Win More Business** button from the left menu bar (see below).



4. Select **Buy Insights** (see below).

A promotional banner for Moxi Insights. The main headline is 'Know When Clients Are Likely to List' in white text on a green-to-blue gradient background. Below the headline, it says 'Gain instant access to personal insights for all your people.' There are six icons representing different types of insights: Personal Interests, Family Demographics, Education, Financial Stability, Home & Mortgage, and Vehicle Info. On the right side, there is a white box with the text 'MOXI INSIGHTS', 'Unlimited Contacts + Built-in Coaching', '\$16.65/mo.', and a green 'BUY INSIGHTS' button. A red arrow points to the 'BUY INSIGHTS' button. Below the button is a link that says 'View Sample Report'.

5. Enter payment information then select **Confirm Purchase** (see below).

SELECT PAYMENT METHOD

Credit / Debit

Card Number

Expiration Date

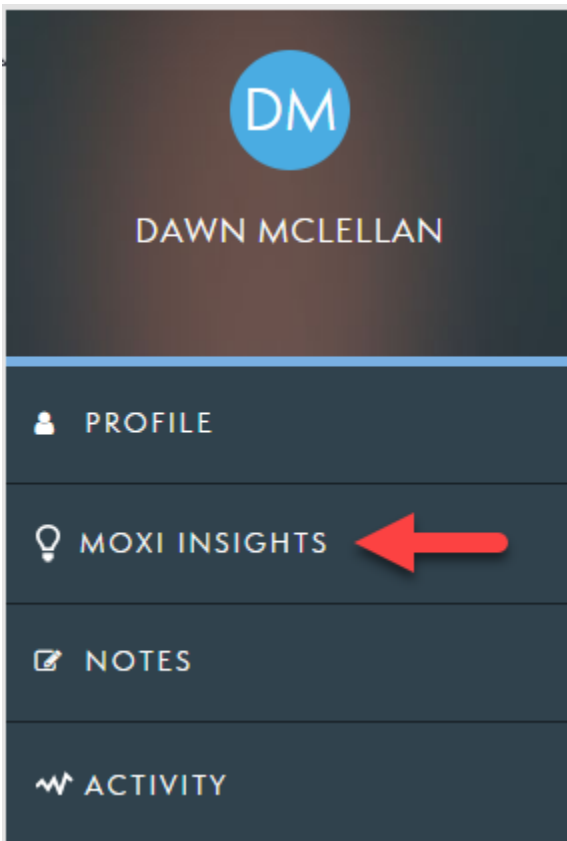
CVV

I agree to comply with all rules and regulations stated in the [Terms of service](#).

CONFIRM PURCHASE

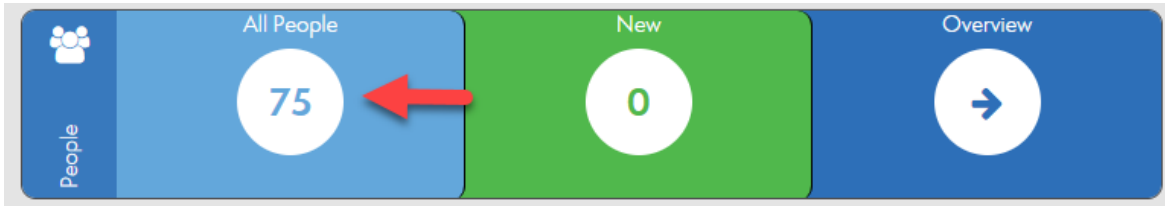


6. To view your MoxiInsights, select **Moxi Insights** under your clients' Profile tab (see below).

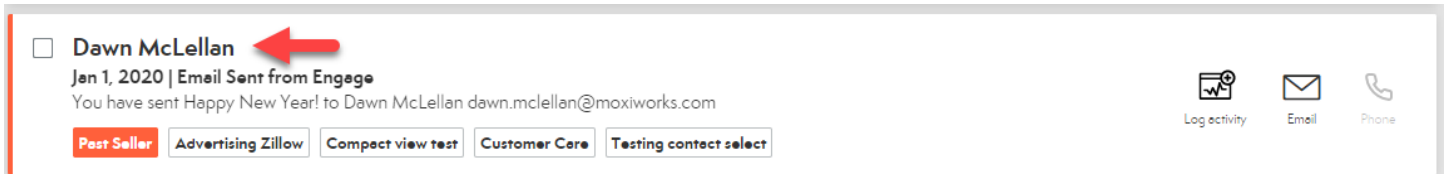


MoxiInsights Single Subscription

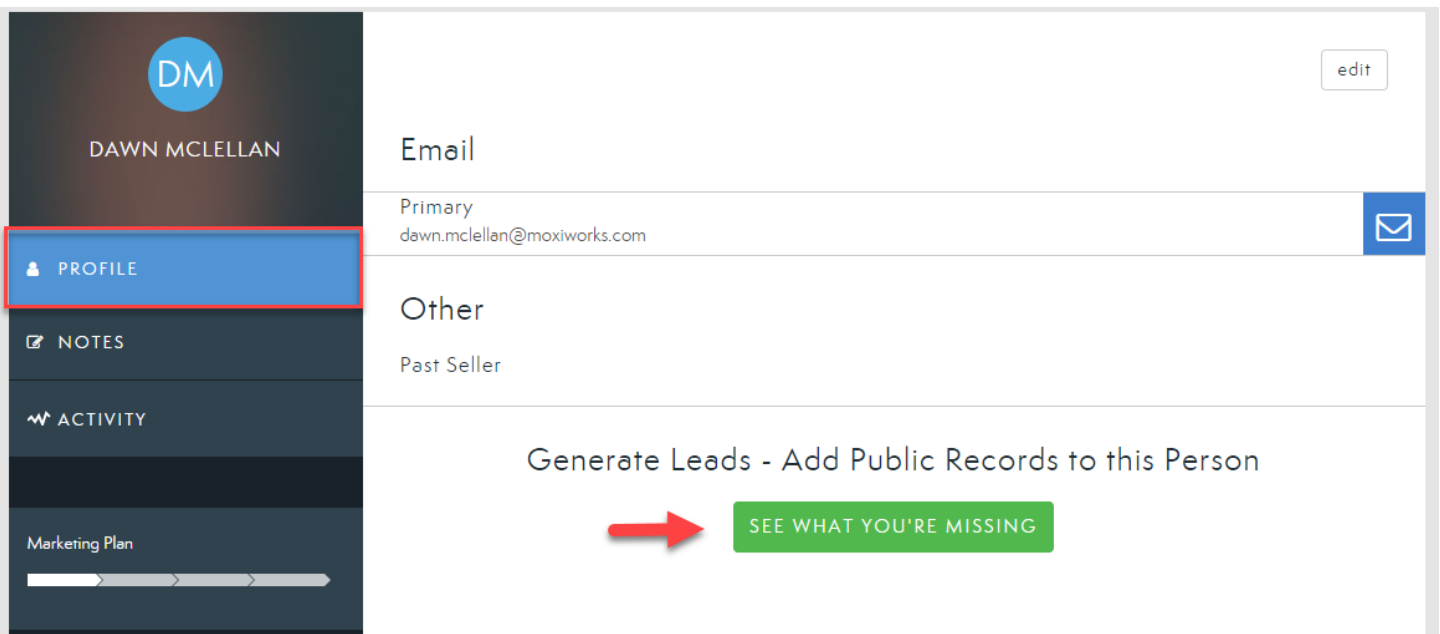
1. From your MoxiEngage Dashboard, select **All People** (see below).



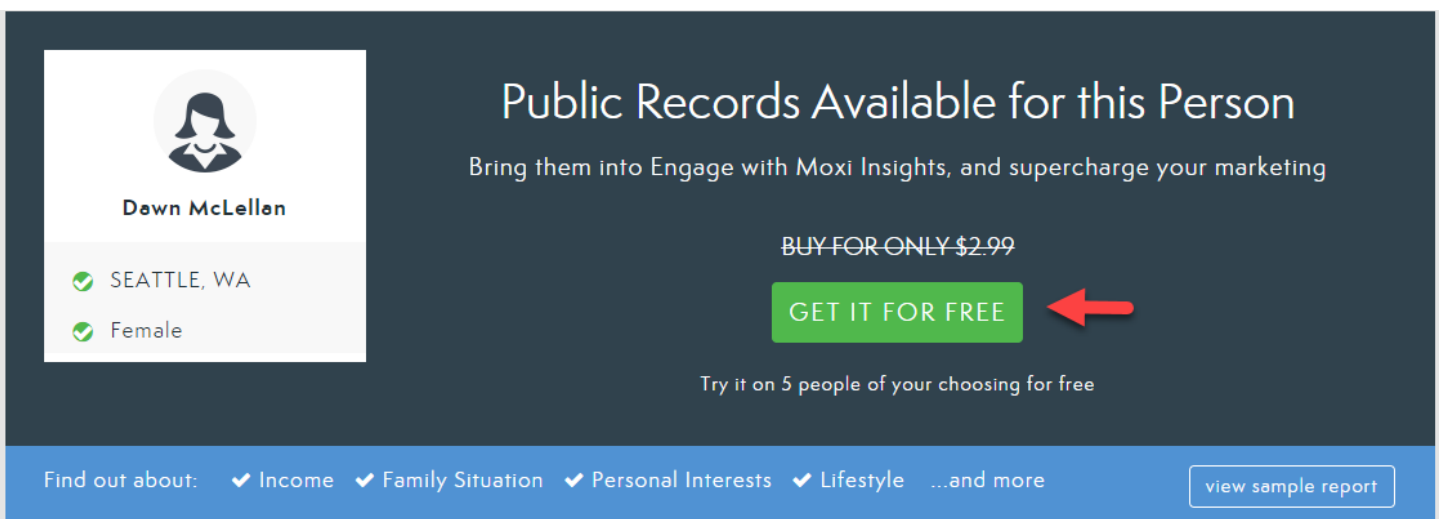
2. Select the **contact** you wish to add Insights for from your My People Screen (see below).



3. From the Profile tab, select **See What You're Missing** (see below).



4. Select **Get It for Free** or Purchase for \$2.99. Your first 5 single subscriptions are free! (see below).



5. If purchasing Insights, enter payment information then select **Confirm Purchase** (see below).

SELECT PAYMENT METHOD

Credit / Debit

Card Number

Expiration Date

CVV

I agree to comply with all rules and regulations stated in the [Terms of service](#).

CONFIRM PURCHASE



6. To view your MoxiInsights, select **Moxi Insights** under your client's Profile tab (see below).

